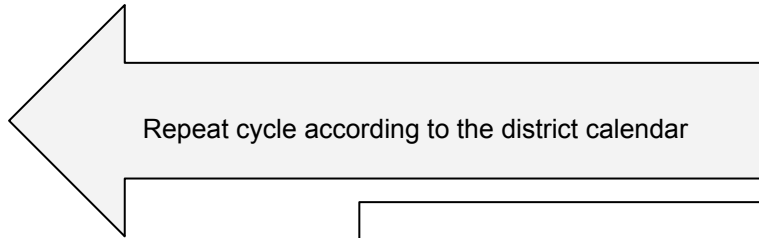



K-12 Behavior Interventions





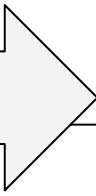
BEGIN HERE
 Learn your assessments, where they are located, and how to use them.
 Examine the indicators.


Access all resources at
<http://www.twinriversusd.org>


<p>Tier 1</p> <p>All tier 1 supports continue, adding Tier 2 below.</p>
<p>Tier 2</p> <p>All tier 2 supports continue, adding Tier 3 below.</p>
<p>Tier 3</p> <p> SST</p> <p>Behavior Support Plan</p>


INDICATORS
2-3 office-referred behavior reports in a trimester (SWIS, Aeries)
High Risk-
5+ office-referred behavior reports in a trimester (SWIS, Aeries)

<p>Tier 1</p> <p></p> <p>Ability-based groups</p> <p>Differentiation of core curriculum using:</p> <ul style="list-style-type: none"> • Circles • Calm Centers • Buddy Classes • Second Step • Strong Kids • Positive Calls • Brain Breaks • Mindfulness • Growth Mindset 	<p>Tier 2</p> <p></p> <p>Small group intervention</p> <p>Differentiation of ability-based strategy using:</p> <ul style="list-style-type: none"> • CICO • Strong Kids • Second Step
<p>Determine and implement the appropriate Tier 1 and 2 interventions, gathering data, making adjustments, and family meeting through SOS process</p>	



 Teachers/ Counsellors

 All of above & —

 All of above & student support services